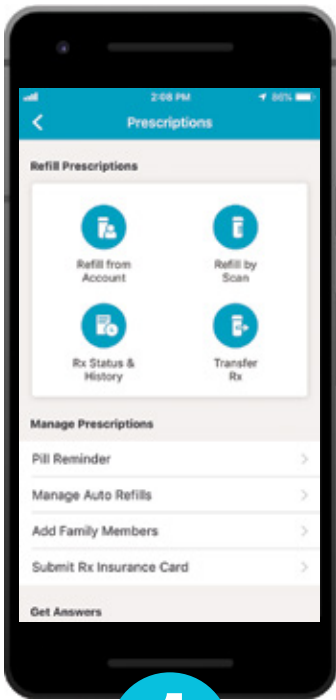




Easy prescription transfer on your mobile device

Transferring a prescription from another pharmacy to Walgreens takes just moments with the transfer by scan feature on Walgreens Mobile App. Once your prescription is transferred, you can take advantage of a variety of tools and services that make it easy to manage your medication.



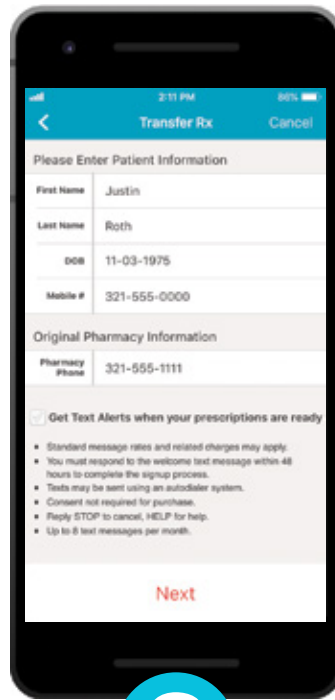
1

Tap **Prescriptions** on the home screen, then tap **Transfer Rx**



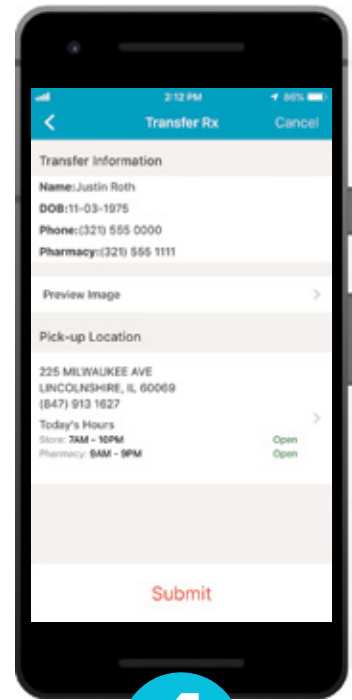
2

Take a snapshot of your prescription bottle



3

Enter your information



4

Select a pickup location, confirm your information and tap **Submit**

To learn more about this or any of our digital tools and services, [ask a pharmacy team member in store or visit Walgreens.com](https://www.walgreens.com)



Apple and the Apple logo are trademarks of Apple Inc., registered in the U.S. and other countries. App Store is a service mark of Apple Inc., registered in the U.S. and other countries. Google Play and the Google Play logo are trademarks of Google LLC.

©2019 Walgreen Co. All rights reserved. | 964841-4879 0419

Walgreens Trusted since 1901™